

Opin gögn og aukið traust

#utmessan

#opendata

@gommit



Open Knowledge
Foundation

Talks	TED Conferences	TED Conversations	About TED
Speakers	TEDx Events	TED Community	TED Blog
Playlists NEW	TED Prize	TED-Ed NEW	TED Initiatives
Translations	TED Fellows	<input type="text" value="Search"/>	

TALKS

Tim Berners-Lee on the next Web

FILMED FEB 2009 • POSTED MAR 2009 • TED2009



Get this talk on DVD

Share

TED CONVERSATIONS

Got an idea, question, or debate inspired by this talk? [Start a TED Conversation.](#)



753,476 Views

Like 2.4k

20 years ago, Tim Berners-Lee invented the World Wide Web. For his next project, he's building a web for open, linked data that could do for numbers what the Web did for words, pictures, video: unlock our data and reframe the way we use it together.

Tim Berners-Lee invented the World Wide Web. He leads the World Wide Web Consortium, overseeing the Web's standards and development. [Full bio »](#)

RELATED PLAYLISTS **NEW** [View more »](#)

Open-source, open world
Curated by TED
 Embrace our wide-open shareable future – where everything's hackable and the power of the crowd propels innovation.

Where do ideas come from?
Curated by TED
 How does the metaphorical lightbulb go off? Is it a flash of genius? The power of crowds? These heady talks explore the nature of ideas...

The artist is in.
Curated by TED



The Open Knowledge Foundation

EMPOWERING THROUGH OPEN KNOWLEDGE

We are a **global movement** to **open up knowledge** around the world and see it **used and useful**.

We bring together a **diverse community**, building a **network** of individuals and organisations, founded on **key principles**.

The Open Knowledge Foundation **trusted, non-partisan, pioneering and passionate**.

We create change by **educating, empowering, evangelising and making**.





What's happening in my area?

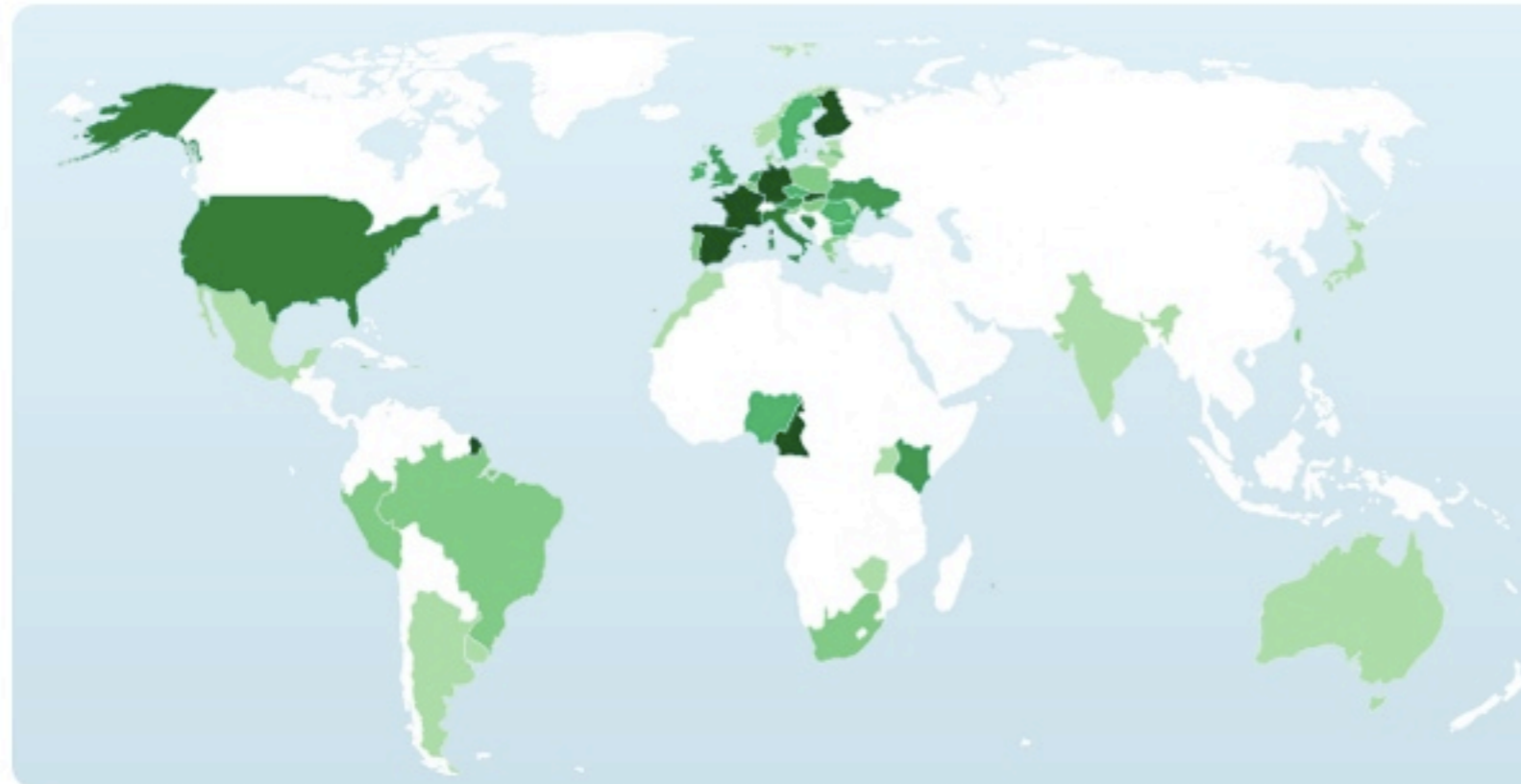
Local Groups engage in a variety of community-enriching activities from holding national discussions to organising meetups to engaging new audiences. To get involved, find an Event or Local Group near you.

Local Events



Local Groups

- Germany Chapter
- Austria Chapter
- Belgium Chapter
- Switzerland Chapter
- India Ambassador
- Bulgaria Initiative
- Spain Initiative
- Japan Initiative



Mapping the money.

Our aim is to track every government financial transaction across the world and present it in useful and engaging forms for everyone from a school-child to a data geek.

Search 12,248,557 government transactions in 150 datasets...

Search

GETTING STARTED

[What can I do here?](#)

[FAQ](#)

[Browse datasets](#)

THE PROJECT

[Spending Blog](#)

[Projects Portfolio](#)

[Mailing List](#)

[Contribute](#)



[Can Open Data and Mobile Technology Eliminate the Need for a "Feedback" Loop?](#) - Reimagining the new World Bank Open Finances app 29.01.2013

This is a guest post by Samuel Lee with contributions from Francesco Ciriaci and Julia Bezgacheva. Efforts to make spending information more relevant and actionable often suffer from low levels of financial literacy, complexity, and...

[The Open Budget Survey is out](#) 24.01.2013

Yesterday the International Budget Partnership published their 2012 Open Budget Survey assessing fiscal transparency across 100 countries. The survey is the most comprehensive of its kind and evaluates countries across 125 questions on everything from...

[How to decrypt a budget?](#) 22.01.2013

If you've ever read, or even better tried to explain a budget you'll be completely aware that budgets are

WHERE DOES MY MONEY GO?

Showing you where your taxes get spent



The Daily Bread

Country & Regional Analysis

Departmental Spending

About

The Daily Bread Costs for the British Taxpayer per Day

SALARY

£22,000

SELECT YOUR SALARY



YOUR TAX

£8,621

Running Government



£1.95

Defence



£1.44

Health



£4.31

Helping Others



£8.00

Running The Country, Social Systems



£1.89

Education



£3.24

Order & Safety



£1.32

Culture



£0.51

Our Streets



£0.59

The Environment



£0.38

Housing



£0.17

Water



£0.05

Community



£0.04

Community Admin



£0.01

Street Lights



£0.00

Research into Community



£0.00



- Home
- Data
- Participate
- Apps
- Location
- Linked Data
- Library
- Lab
- About



SUGGEST A DATASET

SPEND DATA REPORTING TOOL



Code of Practice
(Datasets) Call for views

OPEN DATA CASE STUDIES

THE NEW DATA.GOV.UK

OPEN DATA WHITE PAPER
Unleashing the potential
Read the UK Government's vision for the future of open data



9021

Datasets

Latest datasets

Latest blogs, forums and ideas



UK Departmental Spend Reporting as of February 05, 2013

Every body of the UK central government is required to report its transactional expenditure once a month. This table lists all Core Government departments and shows how up-to-date their spending reports are on data.gov.uk.

⚠ This report service has been launched as a public beta .

The intention for the first couple of weeks is to allow government publishers to audit their entries on data.gov.uk and ensure all their spend transaction data is included in this report.

Overall statistics

23	core departments
5 (21%)	Up-to-date
18 (78%)	Has past data
0 (0%)	No data

Core departments (required to report monthly expenditure)

Publisher	Status	Files	Transactions	Latest	Total (£)
Attorney General's Office (publisher page)	Up-to-date	<i>published by Treasury Solicitor's Department</i>			
Cabinet Office (publisher page)	Has past data	47	3829	28/09/2012	949,886,530
Crown Prosecution Service (publisher page)	Up-to-date	33	3795	31/12/2012	379,940,947
Department for Business, Innovation and Skills (publisher page)	Has past data	40	72131	01/11/2012	86,586,543,445
Department for Communities and Local Government (publisher page)	Has past data	134	270352	30/11/2012	370,199,312,804
Department for Culture, Media and Sport (publisher page)	Has past data	25	4969	30/03/2012	13,034,008,987
Department for Education (publisher page)	Has past data	39	81018	29/06/2012	134,430,020,484
Department for Environment, Food and Rural Affairs (publisher page)	Has past data	309	19873	27/09/2012	5,029,228,014
Department for International Development (publisher page)	Has past data	32	56029	31/10/2012	13,324,688,164
Department for Transport (publisher page)	Has past data	33	203670	03/12/2012	47,415,980,947
Department for Work and Pensions (publisher page)	Has past data	43	937832	30/11/2012	16,720,223,738



[Home](#) | [Data](#) | [Participate](#) | [Apps](#) | [Location](#) | [Linked Data](#) | [Library](#) | [Lab](#) | [About](#)

[Search](#) | [Map Search](#) | [Publishers](#) | [Tags](#) | [Public Roles & Salaries](#) | [Spend Browser](#) | [Spend Reports](#) | [Site Usage](#)

Spend over £25,000 in HM Treasury

↳ October 2012 return with descriptions

[View](#)

[Resources \(33\)](#)

[History](#)

Last updated:
1 month and 17 days

[Download](#)

[Cached](#)

Format:
CSV

Openness Score: 3/5
☆☆☆

Resource Description

October 2012 return with descriptions

Preview

Preview is currently available for files such as CSV, spreadsheets and plain text.

Expense Area(2)	Supplier	Transaction Number	Transaction Description	Amount
FLEX Services	FUJITSU SERVICES LIMITED	101199	HMT RESTRICTED FLEX SERVICE - MAY 2012	742896.42
Project OSCAR (inc DPI)	IBM UK	101007	PROJECT OSCAR - HOSTING CHARGES -	41248.8

Licence

- UK Open Government Licence (OGL)

[OPEN DATA](#)

Contact

Enquiries:

- Email: public.enquiries@hm-treasury.gsi.gov.uk

FOI Contact:

- Email: public.enquiries@hm-treasury.gsi.gov.uk

Tags

- Spending Data
- Spending data
- disclosure
- finance
- hm-treasury
- hmt
- spend-transactions
- transparency

Social

Tell the world about this dataset!

[Tweet](#)

0

[Share](#)

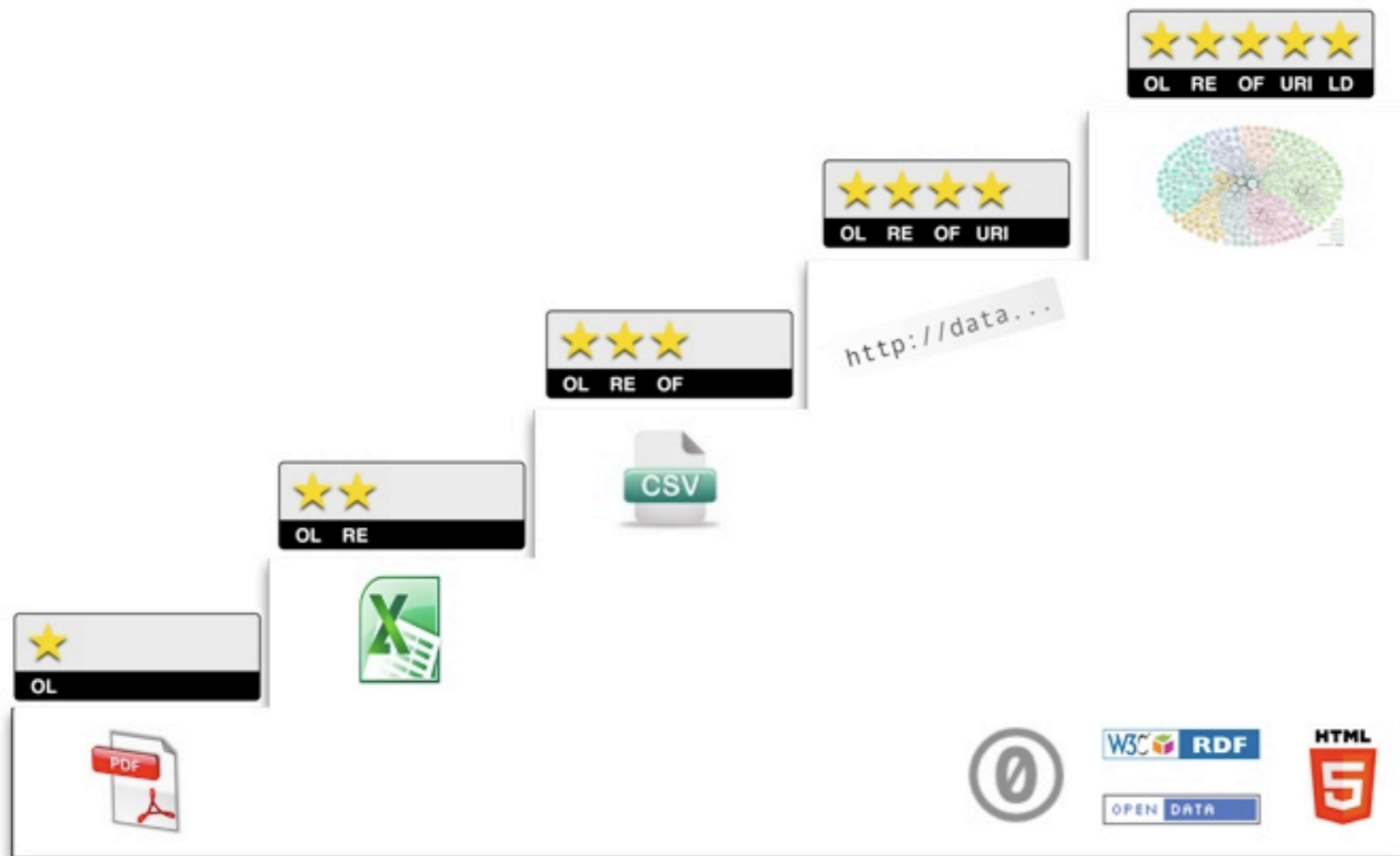
0

[Google +1](#)

0

5 ★ Open Data

Tim Berners-Lee, the inventor of the Web and Linked Data initiator, suggested a **5 star deployment scheme** for Open Data. Here, we give examples for each step of the stars and explain costs and benefits that come along with it.



<http://5stardata.info/>

CKAN Features

CKAN is a fully-featured, mature, open source data portal and data management solution. CKAN provides a streamlined way to make your data discoverable and presentable. Each dataset is given its own page with a rich collection of metadata, making it a valuable and easily searchable resource.



Publish & find datasets

Publish datasets via import or through a web interface. **Search** by keyword or filter by tags. See [dataset information](#) at a glance. Full change **history** lets you easily undo changes or view old versions.




Store & manage data

Store the raw data and metadata. **Visualise** structured data with interactive tables, graphs and maps. Get statistics and usage metrics for your datasets. Search [geospatial](#) data on a map by area.



Engage with users & others

Federate networks with other CKAN nodes. **Theme** with CSS or integrate with a CMS. Build a **community** with extensions that allow users to comment on and follow datasets.



Customise & extend

Use the **API's** rich programming interface, and benefit from over 60 **extensions** including link checking, comments, and analytics. CKAN's **Open Source** licence allows you to download and run it for free.



Höfundur málefna síðu
Thorsteinn Yngvi Guðmundsson

+ Fylgja

Tweet 0

Like 0

Þetta er málefna síða

Málefna síður sýna gróf og tölur um það málefni sem höfundur fjallar um.

Til að gera sjálf(ur): Opnaðu [hvaða gagnasett sem er á DataMarket](#), settu upp mynd eða töflu og notaðu "Bæta við málefna síðu" takkann.

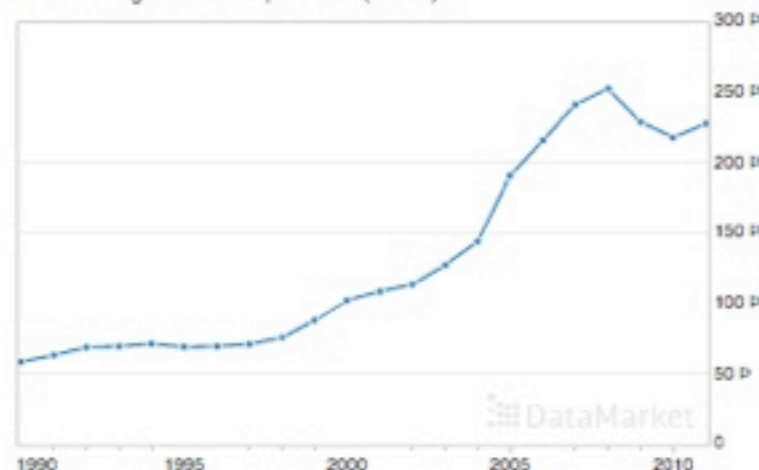
Höfundur málefna síðu **Thorsteinn Yngvi Guðmundsson**

Fasteignir á Íslandi

Fasteignaverð

Íbúðaverð á höfuðborgarsvæðinu frá árinu 1990

Eining: m² / þús. kr Landshluti: Höfuðborgarsvæðið Tegund gagna: meðal staðgreiðsluverð pr. ferm. (kr./m²)

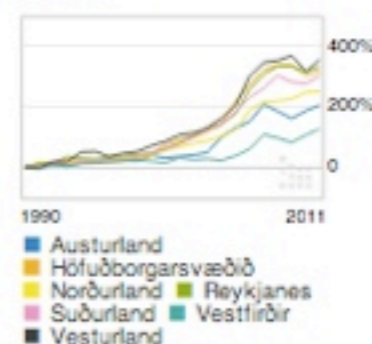


Heimild: Þjóðskrá Íslands
 Birt: 5 mar 2012

[Skoða](#)

Íbúðaverð eftir landshlutum frá árinu 1990

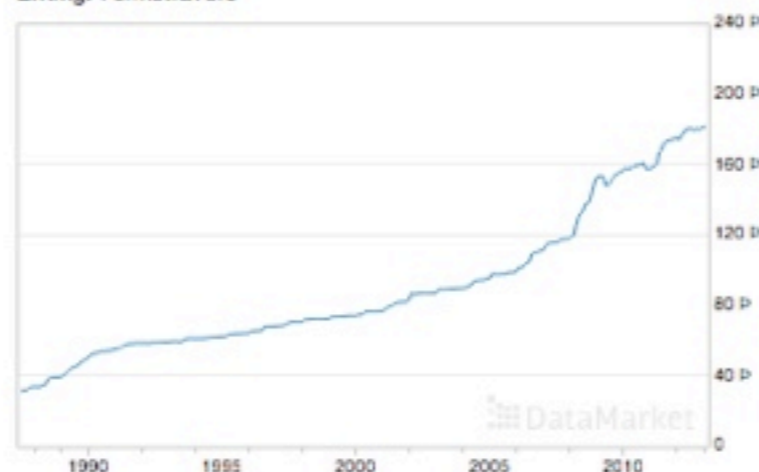
Eining: m² / þús. kr (breyting)
 Tegund gagna: meðal kaupverð (þús.kr.)



Heimild: Þjóðskrá Íslands [Skoða](#)
 Birt: 5 mar 2012

Fermetraverð í byggingarvísitöluhúsi frá 1987

Eining: Fermetraverð

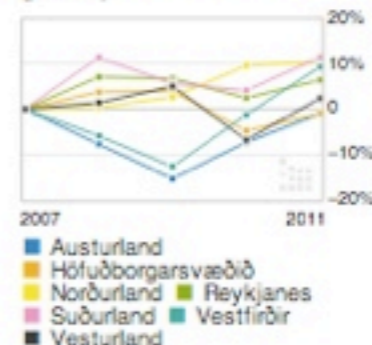


Heimild: Hagstofa Íslands
 Birt: 18 jan 2013

[Skoða](#)

Íbúðaverð eftir landshlutum frá árinu 1990

Eining: m² / þús. kr (breyting)
 Tegund gagna: meðal kaupverð (þús.kr.)



Heimild: Þjóðskrá Íslands [Skoða](#)
 Birt: 5 mar 2012

Íbúðaverð eftir landshlutum frá árinu 1990

Eining: m² / þús. kr Landshluti: Höfuðborgarsvæðið



Íbúðaverð eftir landshlutum frá árinu 1990

Eining: m² / þús. kr (breyting)
 Tegund gagna: meðal kaupverð (þús.kr.)



Héraðsdómar

Sýknað eða sakfelld

Framleitt af Páli Hilmarssyni fyrir gogn.in

Um tilurð verkefnisins má fræðast [hér](#).

Notaðu örvatakka, bilslá eða mús til að fletta yfir á næstu slæðu.

<http://gogn.in/heradsdomar/>

Hlutföll einstakra dómstóla



Austurland
89,95% sakfellingar



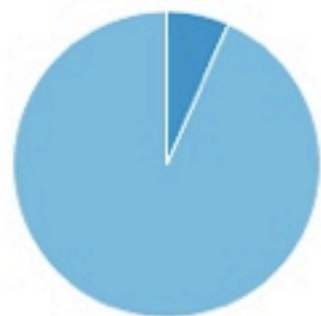
Norðurland eystra
96,42% sakfellingar



Norðurland vestra
89,92% sakfellingar



Vestfirðir
89,93% sakfellingar



Vesturland
93,40% sakfellingar



Reykjanes
96,26% sakfellingar



Reykjavík
95,47% sakfellingar




Suðurland
88,42% sakfellingar



Mikil aðsókn í gjaldfrjáls gögn Landmælinga Íslands

Birt þann 01/02/2013 af Jensina í Fréttir, Gjaldfrjáls gögn



Þann 23. janúar síðastliðinn voru öll stafræn kort og landupplýsingar í vörslu Landmælinga Íslands gerð gjaldfrjáls. Gögnin eru notuð við ýmis verkefni á vegum stofnana ríkisins s.s. við skipulagsmál, náttúruvernd, náttúruvá, orkumál, rannsóknir og opinberar framkvæmdir en einnig gagnast þau almenningi og fyrirtækjum með margvíslegum hætti.

Töluverður undirbúningur hefur farið fram hjá Landmælingum Íslands, við að gera aðgengi gagnanna eins auðvelt og hægt er þannig að greiðlega gangi að hlaða þeim niður af vefnum. Viðbrögð hafa verið mikil frá fyrsta degi, mikil aðsókn að vef stofnunarinnar og fjöldi skráðra notenda og skráa sem sóttar hafa verið orðinn

umtalsverður. Margir notendur hafa lýst ánægju sinni yfir því að gögnin skulu nú vera gjaldfrjáls og hve greiður aðgangur er að þeim.

Frá 23. til 31. janúar hafa heimsóknir á vef Landmælinga Íslands verið samtals 15.518 sem er margfalt meira en venja er til. Frá sama degi hafa alls 521 notendur skráð sig til að hlaða niður gjaldfrjálsum gögnum, samtals 2.389 stafrænar skrár sem eru alls 493,2 GB að stærð.

Notendur gjaldfrjálsra gagna í vörslu Landmælinga Íslands eru hvattir til að hafa samband við stofnunina ef þeir óska frekari upplýsinga eða ef þeir hafa athugasemdir eða ábendingar. Senda má póst á lmi@lmi.is.







Reykjavík 10. janúar 2013
Tilv.: FJR12120021/1.9.0

Efni: Skipun í starfshóp um opin gögn sem vinnur að birtingu fjárhagsupplýsinga ríkisins

Opin stjórnsýsla hefur þróast hratt undanfarin ár. Í nágrannalöndum Íslands, sem og hérlendis, hafa væntingar farið vaxandi um að meira verði birt af gögnum sem liggja fyrir hjá hinu opinbera en gert hefur verið fram til þessa.

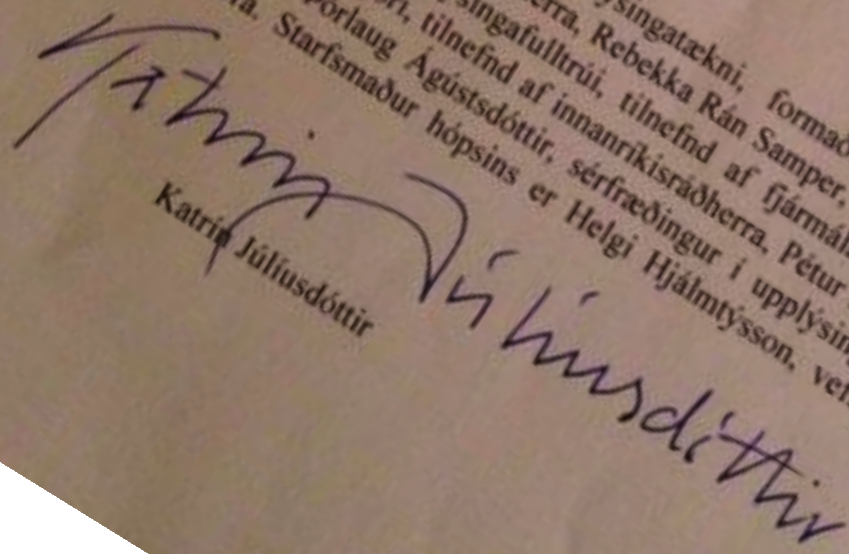
Ákveðið hefur verið að stofna starfshóp fjármála- og efnahagsráðherra og forsætisráðherra um opin gögn, sem vinna á að því að birta fjárhagsupplýsingar ríkisins. Miðað er við að hópurinn ljúki störfum fyrir 15. mars 2013. Þér eruð hér með skipuð/skipaður í starfshópinn.

Starfshópnum eru falin þau verkefni að tilefna gagnasöfn sem verða gerð opinber, tilgreina mörk, svo sem ákveðnar fjárhæðir sem miðað skuli við, tilgreina hversu oft gögnin verða uppfærð, velja leyfis-skilmála sem gögnin verða gefin út undir, skilgreina á hvaða sniði og með hvaða tækni gögnin verða gerð aðgengileg, fjalla um möguleika á endurmotkun gagna sem opnuð verða og kanna hver reynsla annarra ríkja er af því að opna gögn.

Helstu rök fyrir því að opna aðgang að gögnum sem í dag eru ekki aðgengileg milliliðalaust eru gegnsæi, þátttaka almennings og aukid traust, sjálfsafgreiðsla á fyrirsparamum, hagræðing í opinberri stjórnsýslu og mat á áhrifum aðgerða, nýsköpun og ný þekking sem fæst með samkeyrslu umfangsmikilla gagnasafna og umbætur í þjónustu og vöruframboði einkaaðila

Starfshópurinn er þannig skipaður:

- Finnur Pálmi Magnússon, sérfræðingur í upplýsingatækni, formaður án tilnefningar, Björn Sigurðsson, vefstjóri, tilnefndur af forsætisráðherra, upplýsingafulltrúi, tilnefnd af Björn Sigurðsson, vefstjóri, tilnefndur af forsætisráðherra, Rebekka Rán Samper, verkefnastjóri, tilnefnd af Guðbjörg Sigurðardóttir, skrifstofustjóri, tilnefnd af innanríkisráðherra, Pétur Jónsson, sérfræðingur, tilnefndur af Fjársýslu ríkisins, Þórlaug Agústs dóttir, sérfræðingur í upplýsingatækni, tilnefndur af fjármála- og efnahagsráðherra, Starfsmaður hópsins er Helgi Hjálmtýsson, vefstjóri fjármála- og efnahagsráðuneytisins.


Katri Júlíusdóttir

Fjárnáka. og Efnahags



Immatrikis

Forsafhis



Islanel.is

Datamarket



WOKEN:is

þórlaug

Xjarsúðan






Open Data Handbook.org

1. choose a dataset
2. Apply an open license
3. Make the data available
4. — | | — discoverable



↪ Hjälp

37% translated => is - I.S



Gögn.csv?



Fjärrhagsupplysningar

Rikisins



CKAN?



Skilmálar?



Tilnetin
Gagnapakka



Fundurq.



Opin Gagn. Wordpress.com

Scrums



Hlekkir



Spurningar?

#utmessan

#opendata

@gommit

is.okfn.org

facebook.com/okfnis

twitter.com/okfnis



Open Knowledge
Foundation